
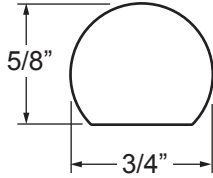


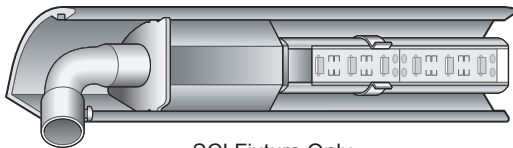
Patent Pending



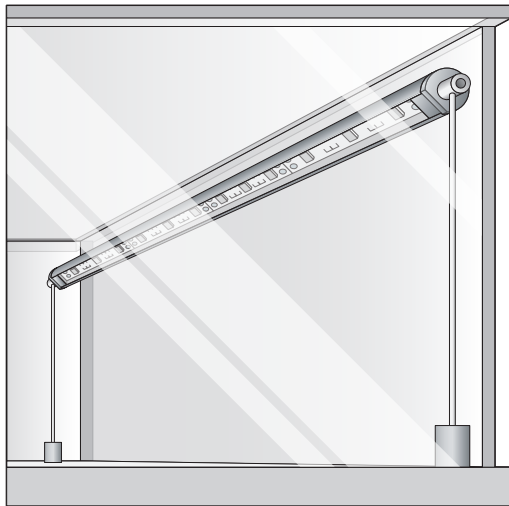
T6 LED Lamp



LD224 LED Lamp  
Actual Size



SCI Fixture Only



Pivoting Pedestal

# T6 LED Showcase Reflector

## 5-in-1 LED Light System

### Specifications

- Input: 100 - 277Vac. 50 - 60 Hz.
- Low profile LED linear display fixture with Exterior Driver
- Extruded aluminum shell in an anodized polished satin finish.
- All fixtures made to specified length  $\pm 1/32"$ .
- Available sizes: Custom.
- 2 year warranty.
- Wired with 9' primary power leads.
- Fits with S.C.I. lighting assemblies only.
- Magnetic under shelf clips available.
- Mounting accomplished with mounting clips or magnets.
- Pivoting needle supports for the pivoting pedestal style LED.

**Source:** Showcase Components Inc. (SCI), UL Listed E123228.

**LED Life:** 70% lumen maintenance up to 50,000 Hrs. of continuous power on.

**CCT Tolerance:** +/- 300K defined by ANSI.

**LED's Per Ft. :** 18.0

**Beam Angle:** 110° - Variable.



WATTS/FT.	SURFACE TEMP.	CRI	COLOR TEMP.	LUMENS / FT.
4.5w	30°C + Ambient	80	5500K CCT	185

MODEL	COLOR TEMP.	STANDARD FINISHES	FEED TYPE	MATERIAL
LD224	Custom	Polished Satin	Straight (End Feed) 90° (Front Feed)	Acrylic Lens with Aluminum Shell



Division of Alumafab Corp.

### Showcase Components Inc.

15122 Vermont Ave., Paramount, CA 90723  
sales@ShowcaseComponents.com  
www.ShowcaseComponents.com

(800) 982-5548

(562) 630-6440

Fax: (562) 633-1859